

BIFACIAL N-TYPE MONO CRYSTALLINE HALF CUT MODULE - DOUBLE GLASS

430 / 435 / 440 / 445 / 450 Watts

Lynx Series




Overview

N-type solar cells (TOPCon) are seen as the technology of the future. N-type (TopCon) technology guarantees high performance and low degradation of the PV module, substantially improving the results and the yield in the time. "Lynx" Series module is the ideal solution for end users who want a Quality PV & reliable product over time and a fast turnaround on their investments.

Key Benefits



Zero light induced Degradation



30 Years Limited Product Warranty



Higher yield per surface area



Low Pmax Temperature Coefficient



Low LCOE



Higher Light Conversion



Guaranteed mechanical resistance to severe weather conditions



Positive Tolerance

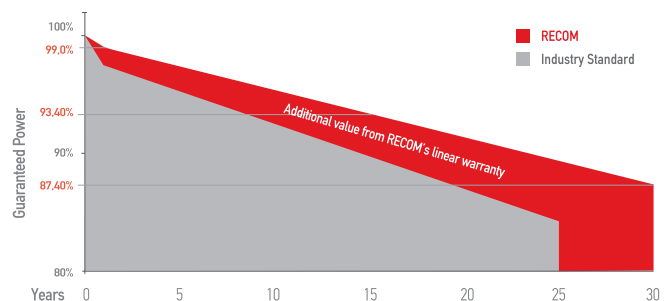


100 % electro-luminescence tested

Tests, Certifications and Warranties

Standard Tests	IEC 61215, IEC 61730
Factory Quality Tests	ISO 9001: 2015, ISO 14001: 2015
Certifications	Conformity to CE, PV CYCLE Fire safety Class C according to UL790
Insurance	Third party liability insurance provided by Liberty Mutual
Wind and Snow Loads Testing	Module certified to withstand extreme wind (2400 Pascal) and snow loads (5400 Pascal)
Withstanding Hail	Maximum Diameter of 25 mm with impact speed of 23 m/s
Power Tolerance	Guaranteed +0/+5W (STC condition)
Warranties	<ul style="list-style-type: none"> 30-year limited product warranty 15-year manufacturer warranty on 93.40% of the nominal performance 30-year transferable linear power output warranty

Linear Performance Warranty



First Year Output $\geq 99.0\%$ 2-30 Year Decline $\leq 0.40\%$ 30 Year Output $\geq 87.40\%$

Lynx

BIFACIAL N-TYPE MONO CRYSTALLINE HALF CUT MODULE - DOUBLE GLASS

RCM-xxx-RDBNG (xxx=430-450)

Electrical Characteristics

POWER CLASS ⁽¹⁾			430		435		440		445		450	
Testing Condition			STC ⁽²⁾	NMOT ⁽³⁾	STC	NMOT	STC	NMOT	STC	NMOT	STC	NMOT
Maximum Power	Pmax	[Wp]	430	325	435	329	440	333	445	336	450	340
Maximum Power Voltage	Vmp	[V]	32.23	30.46	32.49	30.7	32.74	30.94	32.99	31.18	33.23	31.4
Maximum Power Current	Imp	[A]	13.34	10.67	13.39	10.71	13.44	10.75	13.49	10.79	13.54	10.83
Open Circuit Voltage	Voc	[V]	38.83	36.89	39.13	37.71	39.42	37.45	39.7	37.72	39.98	37.98
Short Circuit Current	Isc	[A]	14.01	11.21	14.07	11.26	14.13	11.3	14.19	11.35	14.25	11.4
Module Efficiency	Eff	[%]	21,5		21,8		22,0		22,3		22,5	
Maximum Series Fuse	IR	[A]	25									
Maximum System Voltage	Vsys	[V]	1500V DC									

(1) Measurement Tolerances: P_{max} (± 3%), I_{sc} & V_{oc} (± 3%) - Power Classification 0/+5W

(2) STC (Standard Testing Condition): Irradiance 1000W/m², Cell Temperature 25°C, AM 1.5

(3) NMOT (Nominal Operating Module Temperature): Irradiance 800W/m², NMOT, Ambient Temperature 20°C, AM 1.5, Wind Speed 1m/s

Bi Facial Output (4)

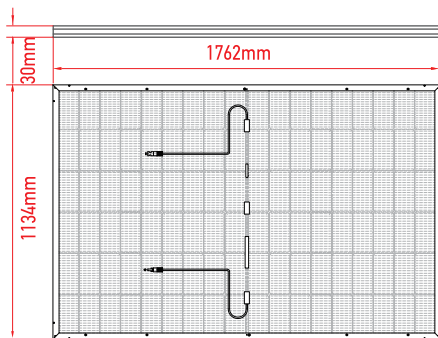
POWER CLASS			430		435		440		445		450	
			P _{max} [Wp]	Eff [%]	P _{max} [Wp]	Eff [%]	P _{max} [Wp]	Eff [%]	P _{max} [Wp]	Eff [%]	P _{max} [Wp]	Eff [%]
Power with Backside Gain	+5	[%]	451,5	22,6%	456,8	22,9%	462,0	23,1%	467,3	23,4%	472,5	23,6%
	+10	[%]	473,0	23,7%	478,5	23,9%	484,0	24,2%	489,5	24,5%	495,0	24,8%
	+15	[%]	494,5	24,7%	500,3	25,0%	506,0	25,3%	511,8	25,6%	517,5	25,9%
	+20	[%]	516,0	25,8%	522,0	26,1%	528,0	26,4%	534,0	26,7%	540,0	27,0%
	+25	[%]	537,5	26,9%	543,8	27,2%	550,0	27,5%	556,3	27,8%	562,5	28,2%
	+30	[%]	559,0	28,0%	565,5	28,3%	572,0	28,6%	578,5	29,0%	585,0	29,3%

(4) Bifaciality Factor > 80% - Back-side power gain depends upon the specific project albedo - Efficiency is according to the surface of the module

Mechanical Data

Dimensions	1762 mm x 1134 mm x 30 mm
Weight	25,0 Kg
Cell Type	N-type - 182mm x 91mm (2 x 54 Pcs) - M10R
Front Glass	2.0 mm Tempered and low iron glass + ARC
Rear Side	2.0 mm Tempered and low iron glass
Frame	Anodized Aluminium Alloy (Black)
Junction Box	IP68, 3 Bypass diodes
Connector	MC4 Compatible
Output cable	4mm ² - Length: 1200mm or can be customized

Dimensions

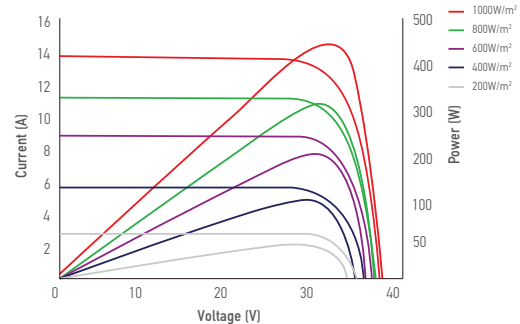


RECOM assumes no liability or responsibility for any typographical error, layout error, misinformation, any other error, omission, contained herein.

www.recom-tech.com

I-V Curve

The module relative power loss at low light irradiance of 200W/m² is less than 3%.



Temperature Characteristics

P _{max} Temperature Coefficient	-0.29% / °C
V _{oc} Temperature Coefficient	-0.24% / °C
I _{sc} Temperature Coefficient	+0.04% / °C
Operating Temperature	-40 ~ +85 °C
Nominal Operating Module Temperature (NMOT)	42 ± 2 °C

Packing Configuration

Container	40' HC
Pieces per Pallet	36
Pallets per Container	26
Pieces per Container	(36+36)x13=936 pcs

The specification and key features described in this datasheet may deviate slightly and are not guaranteed. Due to on-going innovation, research and product enhancement, RECOM Technologies reserves the right to make any adjustment to the information described herein at any time without notice. Please always obtain the most recent version of the datasheet which shall be duly incorporated into the binding contract made by the parties governing all transactions related to the purchase and sale of the products described herein. Please read the safety and installation instructions before using the modules.